

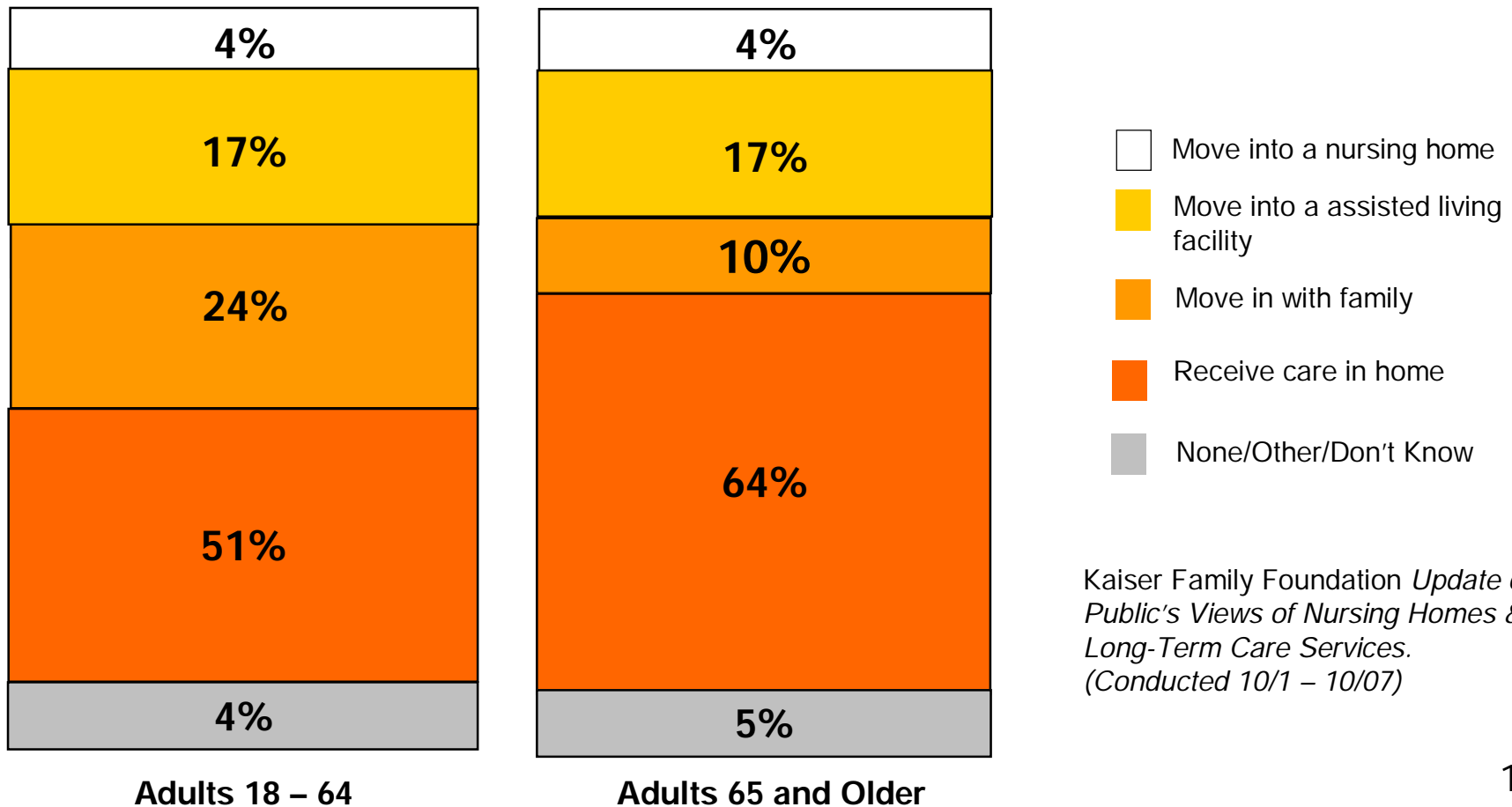


Long-Term Care Statistics



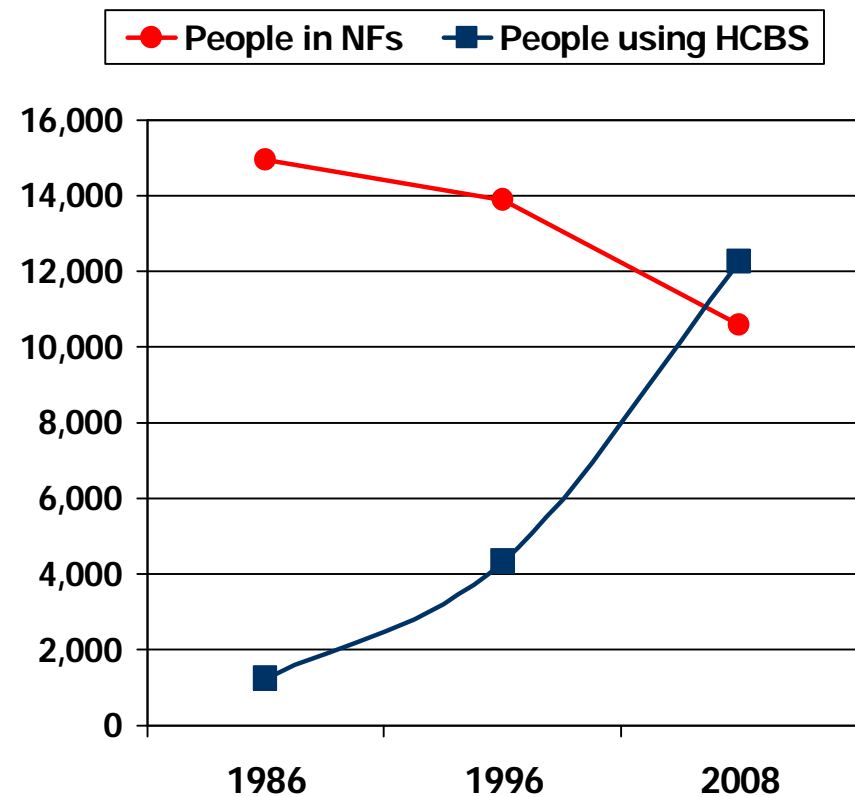
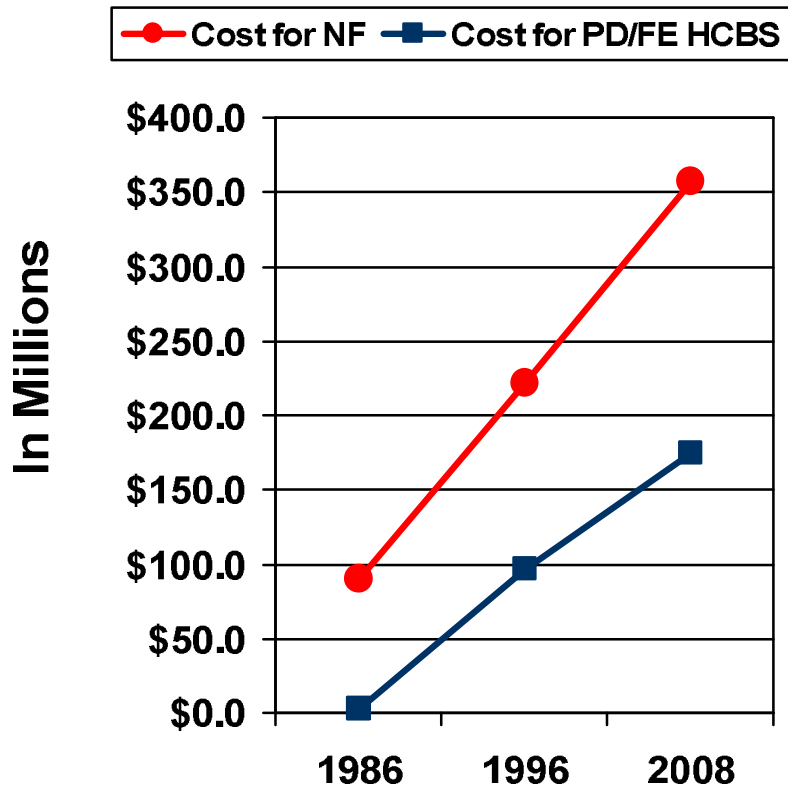
Preferences for Long-Term Care

When you get older, if you become unable to care for yourself for an extended period of time, which of the following would you prefer?



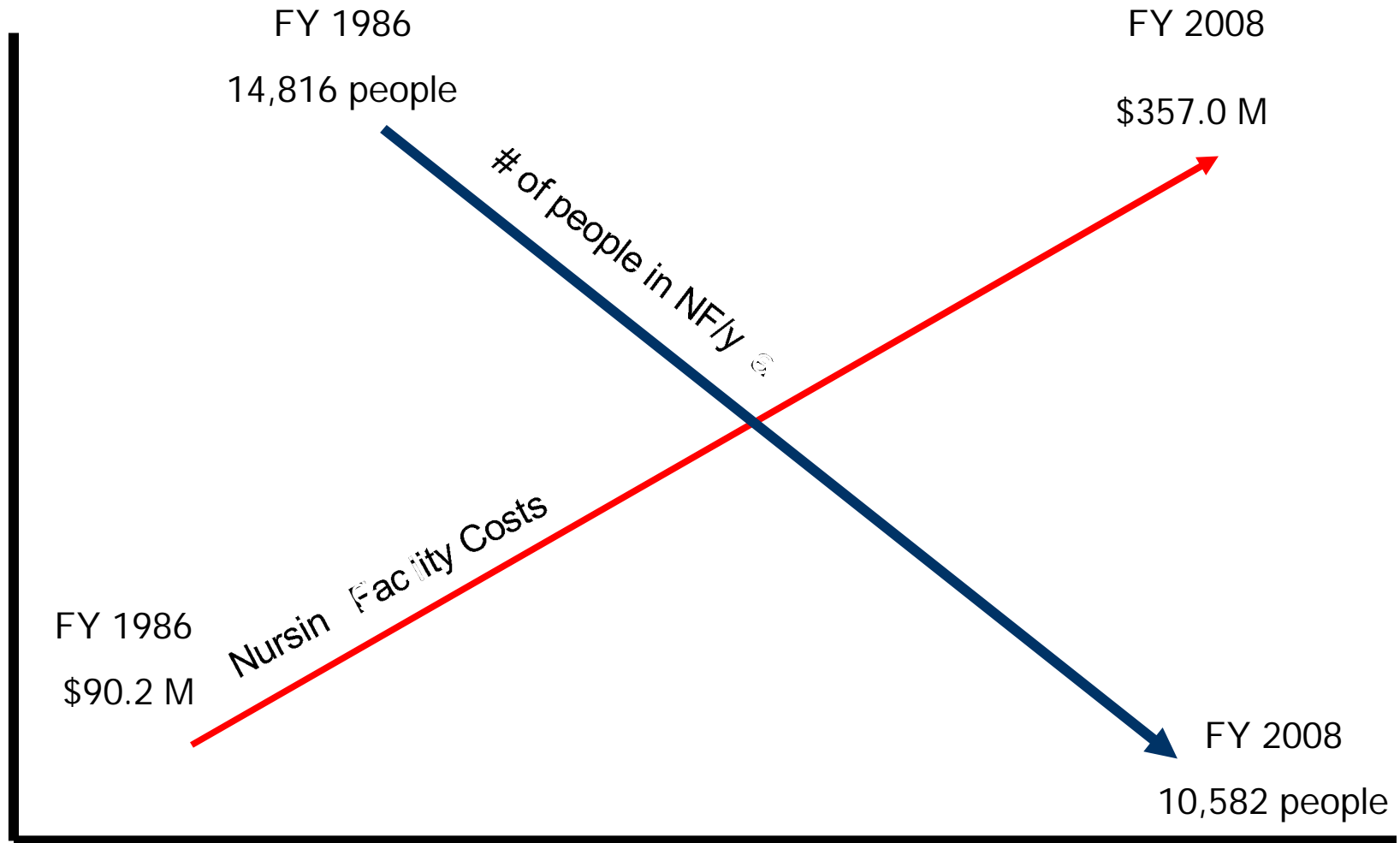


Cost & Numbers of Persons in Nursing Facilities vs. FE/PD HCBS





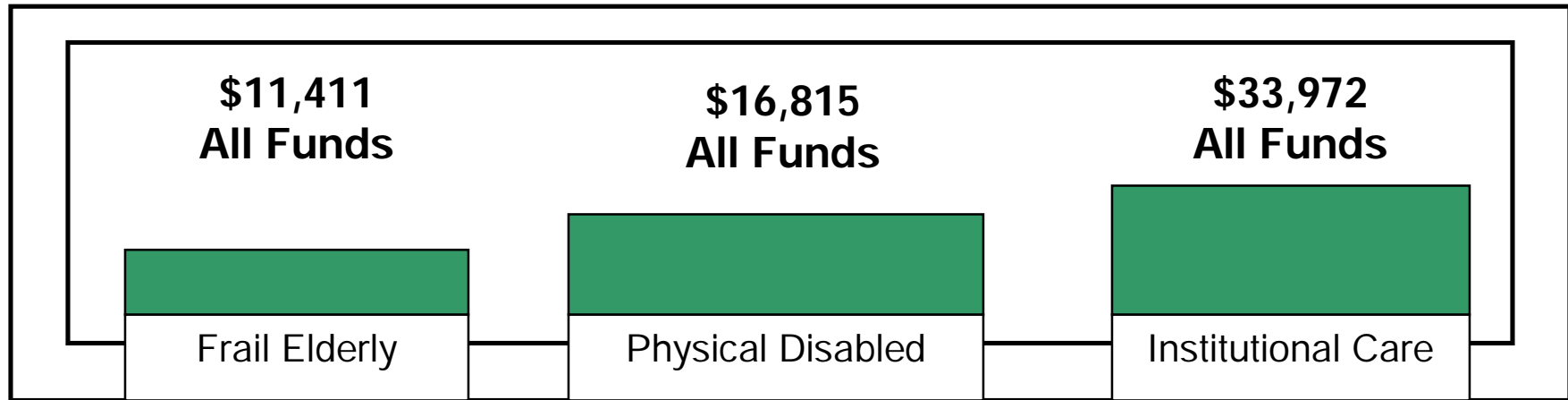
Rising Costs – Declining Occupancy





LTC costs per person per year

Long Term Care Cost /per person/ per year-FY2008




For FY' 08 the Medicaid Long Term Care Budget

	<u>All Funds</u>	<u>State General Funds</u>	<u># Served</u>
Nursing Facility	\$357.0 M	\$142.8 M	10,582
HCBS/FE & PD	\$175.0 M	\$ 70.0 M	12,257



Health Care Reform = HCBS

HCBS = Rebalancing



Home & Community
Based Services
(HCBS)
Funding 33%

Nursing Facility Funding 67%



Education

- 1 out of 5 individuals with disabilities has not graduated from high school vs. 1 out of 10 individuals without disabilities
- Only 14% of youth with disabilities attend post secondary school vs. 53% of the general population
- Less than 50% of youth who are or were on SSI graduated from secondary school



Employment

- Nearly 60% of young adults (19 – 23) who are on SSI reported they were not working, going to school, or in vocational training
- Among working age individuals with disabilities not currently employed, 41% said they would prefer to work, although they did not see themselves able to work



Income

- The average SSI payment for persons with disabilities is \$443 per month
 - The maximum SSI payment for an eligible individual is \$623 per month
- 47% of working age (18-64) SSI recipients get 100% of their income from SSI (average \$443/month)
 - The U.S. poverty level is \$851 per month
- Youth who come on to SSI prior to age 18 spend an average of 27 years on benefits



Income

- Individuals who remain on SSI after age 18 eventually achieve an income only slightly above poverty level (\$851/month)
- Each year fewer than ½ of 1 percent of SSI recipients leave the rolls to take a job
- The median wage for all employed Kansans is \$2,155 per month



Lifestyle

- Non-subsidized housing costs \$300 - \$460 per month for a 1 – 2 bedroom apartment in Topeka (Topeka Capitol Journal 4/07)
- 72% of people with disabilities feel isolated
- Individuals living on SSI are less likely to
 - Go out to dinner
 - Go to a movie, play or concert
 - Travel to visit family or friends